




Our comfortable scrub pant has a smooth, professional look.


- 4.2 oz, 65/35 poly/cotton
- Dyed-to-match drawstring
- Reversible construction. Back pocket on both sides

CARE INSTRUCTIONS

Wash before wearing. Machine wash warm, tumble dry medium. Non-chlorine bleach.

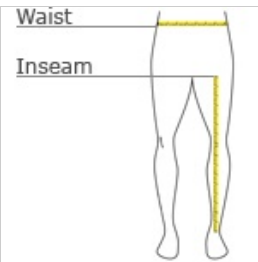


front



back

HOW TO MEASURE



WAIST

Measure waist at the height pants are normally worn, and keep tape comfortably loose.

INSEAM

Measure a similar style pant that fits well and is the desired length. Measure from the crotch seam to the hem.

SIZE CHART

	S	M	L	XL	2XL	3XL	4XL
Size	29-31	32-34	35-37	38-40	41-43	44-47	48-51
Inseam	28	29	30	31	32	32	32

COLOR INFORMATION



Ceil Blue
PMS 7682 C



Jade Green
PMS 7473 C



Navy
PMS 533 C

PRODUCT MEASUREMENTS

	S	M	L	XL	2XL	3XL	4XL
Waist	20 1/4	21 1/4	22 1/4	24 1/4	26 1/4	28 1/4	30 1/4
Inseam	28 1/4	29 1/4	30 1/4	31 1/4	32 1/4	32 1/4	32 1/4

WAIST

Measured across the waistband when laid flat.

INSEAM

Measured from crotch seam to hem.